


Weekly Market Commentary

August 11, 2025

Jeffrey Buchbinder, CFA, Chief Equity Strategist, LPL Financial



Stocks Sailing Smoothly Through Policy Crosscurrents So Far

We're all ready to put the tariff talk to bed. But don't worry. While this commentary provides an update on the tariff situation, there's more happening on the policy front than just tariffs. Whatever policy we highlight, it's clear that the stock market is sailing through those choppy, even unprecedented waters. Here we discuss the most important policy headwinds and tailwinds and try to explain why the stock market has been so sanguine.

Tariffs Have Been Very Well Absorbed by the Stock Market

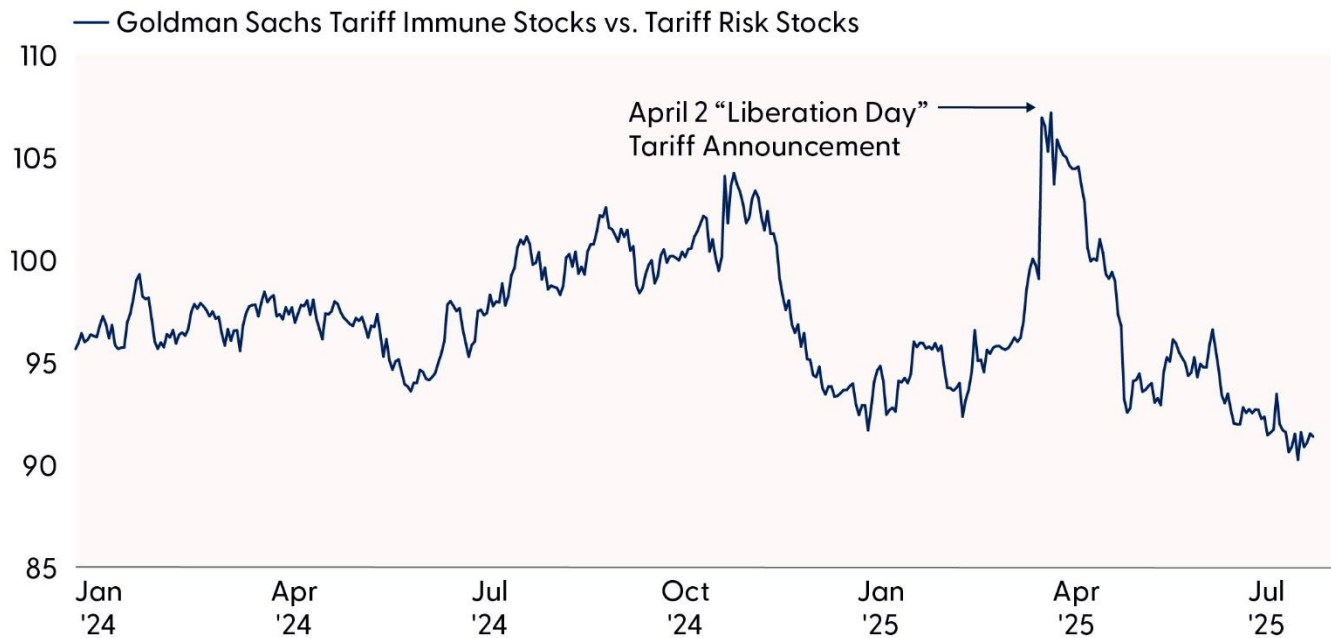
We have been pleasantly surprised by how well stocks have handled the sharp increase in tariffs. Since the market low from the early April tariff scare, the S&P 500 Index has gained more than 28%. There are several reasons for the impressive rally in the face of these headwinds:

- Goods-selling companies have been running down excess inventory, delaying tariff effects.
- Consumers and businesses did some "front-running," ordering extra products ahead of tariff implementation dates.
- There have been pauses and exemptions, delaying or muting the effects.
- Canada and Mexico are mostly protected by the USMCA trade agreement.
- Some international trading partners have eaten the tariffs.
- Some businesses have been able to shift some production.
- Businesses and consumers have substituted products to reduce tariff burdens.
- Some businesses have evaded high tariffs through transshipments.

Also keep in mind that as of July 1 (the latest available data on tariff revenue the U.S. government has received), the effective tariff rate was only around 9% (source: Strategas Research). So, more tariff costs are coming.

The stock market's ascent and low volatility tell us stocks are absorbing tariffs well. Another way to demonstrate the market's comfort is with an analysis of how stocks with the most perceived tariff risk are performing relative to those stocks with the least amount of perceived tariff exposure. Our friends at Goldman Sachs created a basket of stocks they believe are most immune to tariffs and another basket of stocks most at risk from tariffs. Somewhat counterintuitively, stocks most at risk from tariffs have performed much better since the so-called "Liberation Day" tariff announcements back on April 2.

Stocks Facing High Tariff Risk Have Outperformed Those More Immune Since “Liberation Day”



Source: LPL Research, Bloomberg, Goldman Sachs, 08/07/25

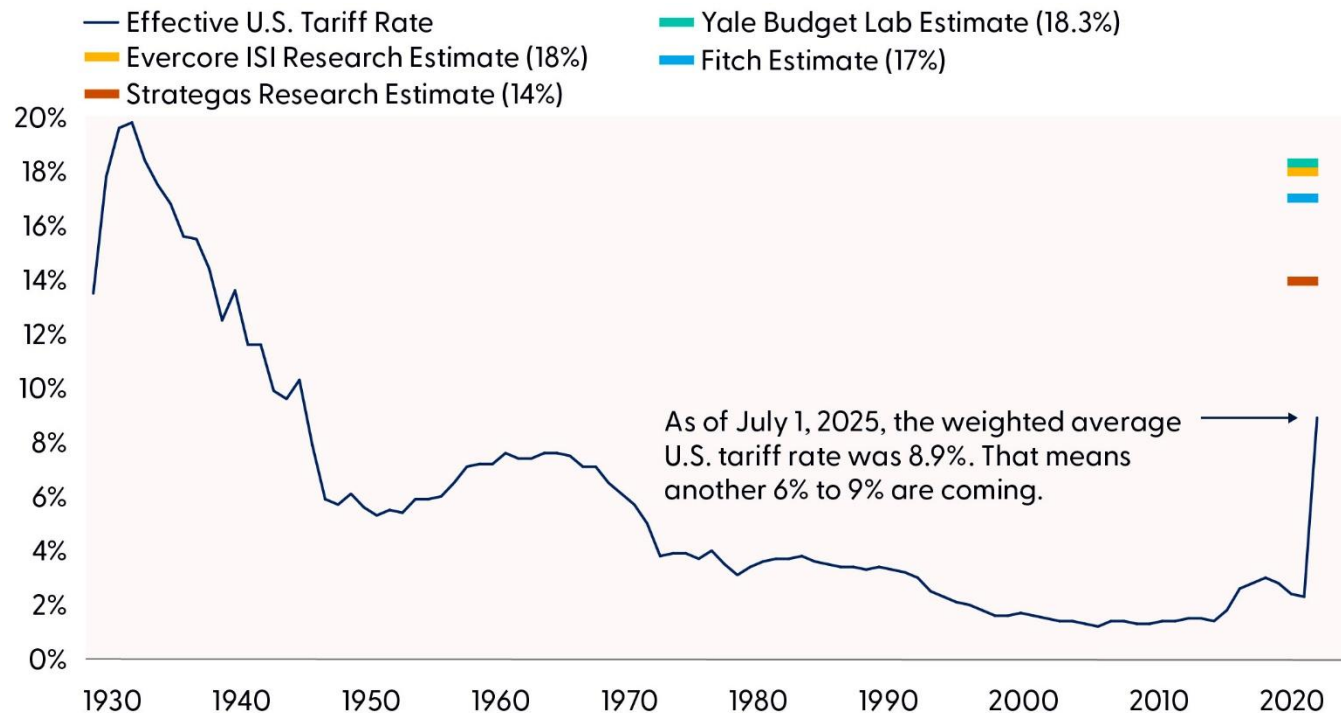
Disclosures: All indexes are unmanaged and cannot be invested in directly. Past performance is no guarantee of future results.

The Debate Over Where Tariff Rates Are Headed

We are all ready to move on from tariff talk, but it can't be dropped just yet. The “guess the final tariff rate” game so many are playing is still interesting, with dispersed estimates despite additional clarity gained in recent weeks. In our informal survey of some respected policy strategists, estimates for the final rate ranged from 14% to 18%. That doesn't seem like a wide range, but it could be \$1.50 or more off S&P 500 EPS over the next year and an extra 0.1% or 0.2% increase in inflation. Not a game changer but meaningful. The wide range also provides evidence of how much uncertainty there still is in terms of high rates that could come down, e.g., with India and Brazil at 50%, and questions around exemptions that came up this week with Apple(AAPL) CEO Tim Cook's trip to the White House.

Because of how comfortable markets have been with tariffs thus far, numbers in this range are unlikely to cause much market disruption. However, given how much of these tariff effects have yet to come through, we do think the market has become a bit overly complacent. It's not so much the temporary inflation impact as it is the additional cost pressure on corporate America. Margins have been resilient thus far with sparse evidence of tariff-related margin compression beyond several high-profile announcements from automakers and consumer goods companies, including GM (GM), Ford (Ford), Proctor & Gamble (PG) and AAPL.

Estimates Vary on Where Tariffs Will Ultimately Land, But More Are Coming



Source: LPL Research, Fitch Ratings, Evercore ISI, Strategas, Yale Budget Lab, 08/07/25

Disclosures: Past performance is no guarantee of future results. Estimates may not materialize as predicted and are subject to change.

Significant Policy Tailwinds Coming in 2026

The recently passed “One Big Beautiful Bill Act” includes stimulus in the form of business tax incentives and consumer tax cuts that the policy strategy team at Strategas Research estimates will be worth 0.9% of gross domestic product, including \$120 billion in fresh consumer tax cuts. Importantly, this stimulus will offset tariff revenue running at an annualized pace of over \$300 billion. After the one-time tariff price adjustment is put in place, the subsequent upward pressure on inflation should be limited. As 2026 approaches, and more tariff uncertainty clears, market participants have gotten more comfortable taking on equity risk.

The risk of markets getting overly complacent makes us less comfortable predicting that stocks will continue rising at their current pace, although we would stop short of calling this market a bubble despite renewed attention on meme stocks.

It’s Not Policy-Driven, but Artificial Intelligence is a Key Driver of the Rally

Earnings season has been outstanding. We’ll get into all the numbers in next week’s commentary, but artificial intelligence (AI) investment, which has started to bear fruit, is a big reason earnings growth and guidance have been so much better than we — and most others — anticipated. We wrote in early July that double-digit growth on the bottom line was a reach, but we got there handily with S&P 500 earnings per share (EPS) growth for the second

quarter tracking to 12% (source: FactSet). The increase in EPS estimates during reporting season — a rare feat — was even more impressive.

The power of the AI investment cycle, in which hundreds of billions are being invested this year by the biggest U.S. technology companies, is quite evident in the latest rally. Since the April 8 low in the S&P 500, the technology sector has gained more than 50%, nearly double the S&P 500, led by several AI names including Palantir (PLTR), Advanced Micro Devices (AMD), Arista Networks (ANET), and Oracle (ORCL), which have all doubled during that time. NVIDIA (NVDA) and Broadcom (AVGO) aren't doing too shabby with gains of 88% and 95%, respectively.

While tariff costs have started to pressure company profit margins, the amount of investment in AI and early returns on that investment in the form of productivity gains have kept overall profit margins steady. With limited upward pressure on inflation so far, stocks have been able to achieve and maintain strong gains.

Conclusion

The stock market has shown remarkable resilience despite ongoing trade uncertainty, buoyed by corporate flexibility, fiscal policy tailwinds, and the powerful earnings momentum from AI. While we caution against complacency, especially with more tariff costs yet to flow through, the combination of fiscal stimulus and transformative technology investment continues to support rich equity valuations. Bouts of volatility will likely come over the next several months, but dips are likely to be bought quickly due to supportive company fundamentals, upcoming Fed rate cuts, and the power of AI that has only started to bear fruit.

Asset Allocation Insights

LPL's Strategic and Tactical Asset Allocation Committee (STAAC) maintains its tactical neutral stance on equities. Investors may be well served by bracing for occasional bouts of volatility given how much optimism is currently reflected in stock prices and lingering tariff risk. LPL Research advises against increasing portfolio risk beyond benchmark targets currently and continues to monitor trade negotiations, economic data, earnings, the bond market, and various technical indicators to identify a potentially more attractive entry point to add equities on weakness. The Committee's regional preferences across the U.S, developed international, and emerging markets (EM) are aligned with benchmarks. The Committee still favors growth over value, large caps over small caps, and the communication services and financials sectors.

Within fixed income, the STAAC holds a neutral weight in core bonds, with a slight preference for mortgage-backed securities (MBS) over investment-grade corporates. The Committee believes the risk-reward for core bond sectors (U.S. Treasury, agency MBS, investment-grade corporates) is more attractive than plus sectors. The Committee does not believe adding duration (interest rate sensitivity) at current levels is attractive and remains neutral relative to benchmarks.

Important Disclosures

This material is for general information only and is not intended to provide specific advice or recommendations for any individual. There is no assurance that the views or strategies discussed are suitable for all investors or will yield positive outcomes. Investing involves risks including possible loss of principal. Any economic forecasts set forth may not develop as predicted and are subject to change.

References to markets, asset classes, and sectors are generally regarding the corresponding market index. Indexes are unmanaged statistical composites and cannot be invested into directly. Index performance is not indicative of the performance of any investment and do not reflect fees, expenses, or sales charges. All performance referenced is historical and is no guarantee of future results.

Any company names noted herein are for educational purposes only and not an indication of trading intent or a solicitation of their products or services. LPL Financial doesn't provide research on individual equities.

All information is believed to be from reliable sources; however, LPL Financial makes no representation as to its completeness or accuracy.

All investing involves risk, including possible loss of principal.

US Treasuries may be considered "safe haven" investments but do carry some degree of risk including interest rate, credit, and market risk. Bonds are subject to market and interest rate risk if sold prior to maturity. Bond values will decline as interest rates rise and bonds are subject to availability and change in price.

The Standard & Poor's 500 Index (S&P500) is a capitalization-weighted index of 500 stocks designed to measure performance of the broad domestic economy through changes in the aggregate market value of 500 stocks representing all major industries.

The PE ratio (price-to-earnings ratio) is a measure of the price paid for a share relative to the annual net income or profit earned by the firm per share. It is a financial ratio used for valuation: a higher PE ratio means that investors are paying more for each unit of net income, so the stock is more expensive compared to one with lower PE ratio.

Earnings per share (EPS) is the portion of a company's profit allocated to each outstanding share of common stock. EPS serves as an indicator of a company's profitability. Earnings per share is generally considered to be the single most important variable in determining a share's price. It is also a major component used to calculate the price-to-earnings valuation ratio.

All index data from FactSet or Bloomberg.

This research material has been prepared by LPL Financial LLC.

Not Insured by FDIC/NCUA or Any Other Government Agency	Not Bank/Credit Union Guaranteed	Not Bank/Credit Union Deposits or Obligations	May Lose Value
--	---	--	-----------------------

For public use.
Member FINRA/SIPC.
RES-0005028-0725 Tracking #781440 | #781745 (Exp. 08/26)

LPL.COM

